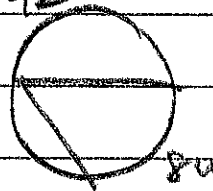


10.4 HW Key p676 3-15

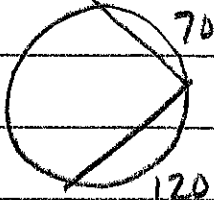
3.

42°



4.

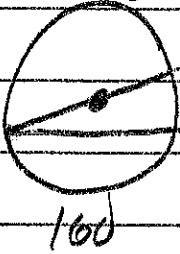
85°



$$\begin{array}{r} 360 \\ -170 \\ \hline 190 \end{array}$$

5.


10°



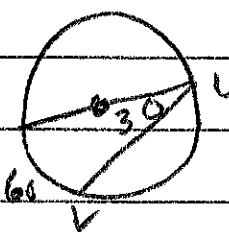
$$\frac{1}{2} 20$$

6.

134°

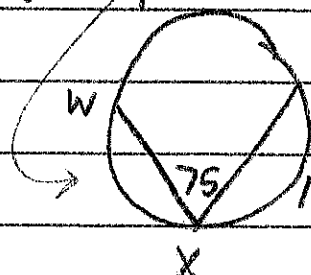


7. $m\widehat{VW} = 120^\circ$



8.

100°



$$\begin{array}{r} 150 \\ +110 \\ \hline 260 \end{array}$$

9.


$m\angle Q = 40$

or

$m\widehat{QS} = 90^\circ$

$$\frac{1}{2} 80$$

10.



$\angle B \cong \angle A$

$\angle C \cong \angle D$


11.



$\angle J \cong \angle K$

$\angle M \cong \angle L$

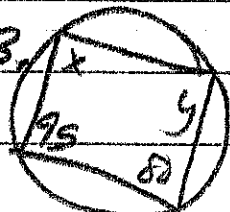
12.



$\angle X \cong \angle Y$

$\angle W \cong \angle Z$

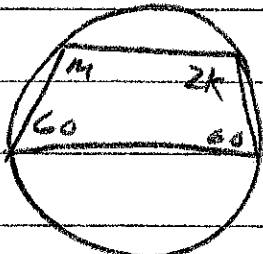
13.



$X = 100$

$Y = 85$

14.

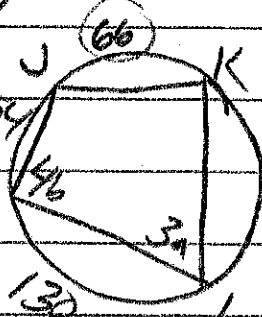


$2K = 120$

$m = 120$

$K = 60$

15.



$$3a = (66 + 54) \frac{1}{2}$$

$$\frac{1}{2} 120$$

$$a = 20$$

$$4b = \frac{1}{2} (110 + 66)$$

$$\frac{1}{2} 176$$

$$b = 22$$